



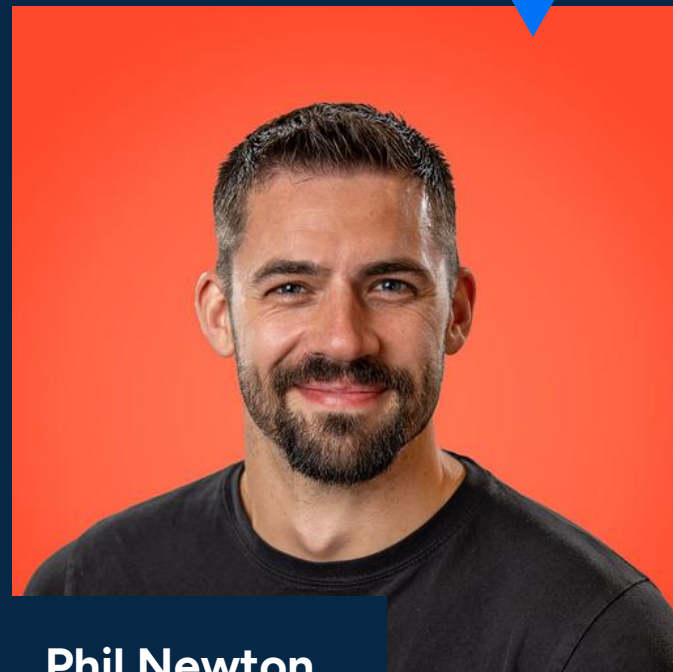
# Email **accessibility**.

How (and why) G2 is building better emails for everyone.

Phil Newton - Senior Email Experience Manager @ G2

## A little bit about me...

- I'm from Liverpool, UK
- I've been working in digital marketing for just under 10 years
- 4 years in a digital marketing agency
- Helped to build 2 financial services startups
- Have been working at G2 for 4 years



**Phil Newton**

Senior Email Experience Manager @ G2





# The European Accessibility Act

Effective: June 28, 2025





You are all excluding people from your  
emails...**and you don't even know it**



**Email accessibility means making sure that everyone can read, understand, and interact with your message, including people with disabilities and those who use assistive devices.**



- [Litmus 2025 Guide to Creating Accessible Emails](#)





Across the ecosystem, accessibility failures are systemic, widespread, and largely preventable.

After analyzing **443,585 emails** collected over the past year, we found that **99.89% contain accessibility issues rated “Serious” or “Critical.”** Only 21 emails passed all automated accessibility checks...



-Email Markup Consortium's [Accessibility Report 2025](#)



# How many Europeans **live with a disability**?

**27%**

of over-16's surveyed in the EU had some form of disability

**1 in 4**

adults have a disability in the EU

**101M**

people in the EU live with a disability

(source: [consilium.europa.eu](https://consilium.europa.eu))



# Scope of disabilities that affect email engagement

30M

people in the EU experience some sort of sight loss (source: [euroblind.org](https://euroblind.org))

31M

people have colour blindness (source: [colourblindawareness.org](https://colourblindawareness.org))

20M

people have intellectual disabilities in the EU (source: [inclusion.eu](https://inclusion.eu))

25-60M

people in Europe are affected by dyslexia (source: [linkedin.com](https://linkedin.com))

1M+

people have situational or temporary disabilities (source: [who.int](https://who.int))





**Why does this matter from a  
business perspective?**

# You're **leaving money on the table** if your emails aren't accessible

## 1. Marketplace potential

People with disabilities represent a combined disposable income of **\$2.6 Trillion** in North America & Europe - with **\$1.3 Trillion** in the EU & UK alone.

Source: [Global Economics of Disability Report, 2024](#)

## 2. Audience expansion

Enabling more users with the ability to understand & engage with your emails **expands your audience** - and this builds **brand trust and loyalty**.

## 3. Avoid legal issues

In the US, over **4,000 lawsuits** were filed in state and federal courts in 2024 for breaching the American Disability Act.

Source: [accessibility.works](https://accessibility.works)



[Software](#) ▾[Services](#) ▾[G2 for Business](#) ▾[\\$ Deals](#)[EN](#) ▾[Write a Review](#)[Join or Log In](#)[Overview](#)[Highest Rated](#)[Easiest To Use](#)[Free](#)[Resources](#)[Home](#) ▸ [Web Accessibility Software](#) ▸ [Digital Accessibility Tools](#)

## Best Digital Accessibility Tools

### What is Digital Accessibility Tools ?



Researched and written by [Shaun Bishop](#)

Digital accessibility tools offer solutions that target specific steps in the digital accessibility process to ensure that those with disabilities are able to properly access and use websites and web applications.

For those with disabilities, internet usage may have to be facilitated with other assistive technology which is where digital accessibility tools play a significant role. These tools may be standalone products or plug-ins. Some of these tools are used by development and design teams to monitor websites or perform audits for measurable accessibility metrics. Other tools include screen readers and text readers, which are intended for use by users themselves and assist them in modifying or facilitating their website experience in real time.

This category includes tools that provide specific accessibility functionality, as opposed to providing all the components involved with digital accessibility, which can be found in the Digital Accessibility Platforms category.

To qualify for inclusion in the Digital Accessibility Tools category, a product must:

- 1 Be a standalone product or plug-in that offers tools to address specific steps in the digital accessibility process, such as accessibility testing, accessibility automatic error fixing, user experience for disabled visitors, etc.

[Show Less](#) ▴

#### Best Digital Accessibility Tools At A Glance

Leader:



accessiBe

Highest Performer:



Equally.ai

Easiest to Use:



accessiBe

Best Free Software:



accessiBe

Top Trending:



UserWay

G2 takes pride in showing unbiased reviews on user satisfaction in our ratings and reports. We do not allow paid placements in any of our ratings, rankings, or reports. Learn about our [scoring methodologies](#).

[Segment](#) ▾[Rating](#) ▾[Language](#) ▾[Pricing](#) ▾

No filters applied

60 Listings in Digital Accessibility Tools Available

Sort By: [G2 Score](#) ▾



**Accessibility isn't just about  
compliance and revenue - it's about  
connection. The EAA makes it urgent,  
empathy makes it essential.**



# What is **WCAG**?

- The main standard for email accessibility is **Web Content Accessibility Guidelines (WCAG)**.
- Developed by the World Wide Web Consortium (W3C) under its Web Accessibility Initiative (WAI), and is updated to incorporate new accessibility considerations.
- There are three levels of conformance:
  - **Level A (lowest)**: the minimum level of accessibility.
  - **Level AA (mid-range)**: includes all Level A requirements and more. Many organisations aim to meet this level.
  - **Level AAA (highest)**: includes all Level A, AA, and additional AAA requirements.

US / ADA 

EU / EAA 

CA / ACA 

## WCAG

Web content accessibility Guidelines

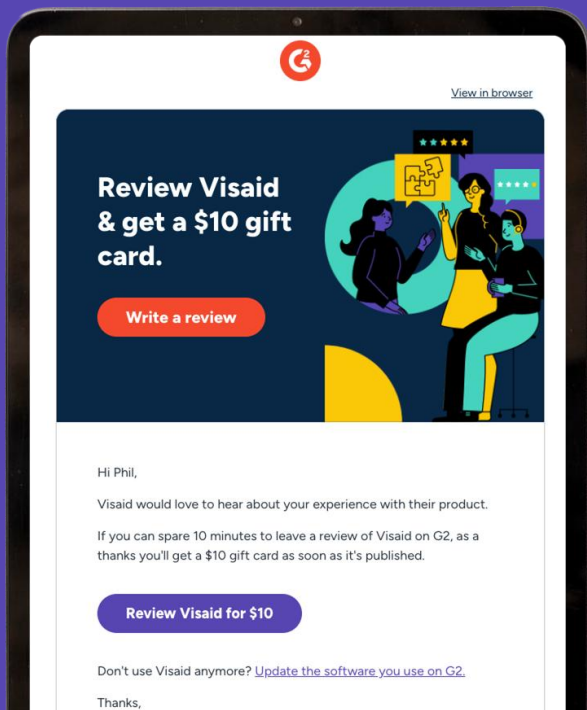
Level A  
Minimum

Level AA  
Recommended

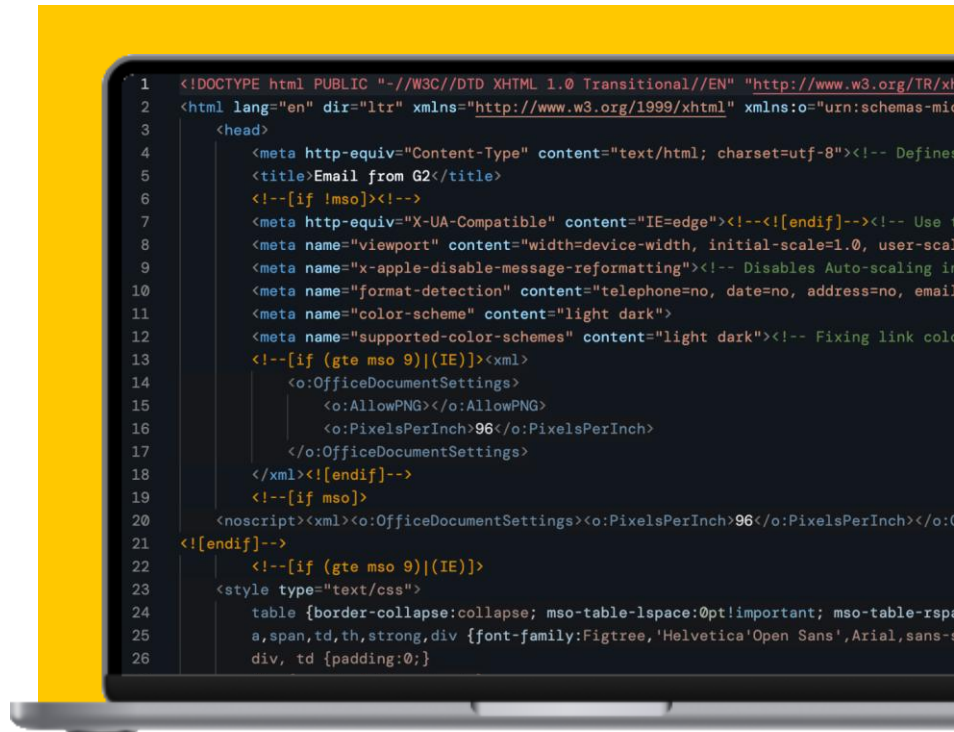
Level AAA  
Highest

# 2 key elements for good accessibility

## Content & visual design



## Accessible code



# Level AA key **content & visual design** considerations



- 1** Colour contrast ratio must be at least 4.5:1 for normal text, or 3:1 for large text
- 2** Use descriptive link text with visual identifiers
- 3** Plain, direct language in digestible sentences
- 4** Left-align text blocks, and do not justify
- 5** Use a minimum font size of 16px
- 6** Use appropriate alt text for image type





[View in browser](#)

**Review Visaid &  
get a \$10 gift  
card.**

[Write a review](#)



Hi Phil,

Visaid would love to hear about your experience with their product. If you can spare 10 minutes to leave a review of Visaid on G2, as a thanks you'll get a \$10 gift card as soon as it's published.

[Review Visaid for \\$10](#)

Don't use Visaid anymore? [Click here](#) to update the software you use on G2.

Thanks,

**The G2 Team**

# G2's accessibility content & visual design audit summary



# Audit the **objective** elements first

Contrast ratio must be at least 4.5:1 or 3:1 for large text

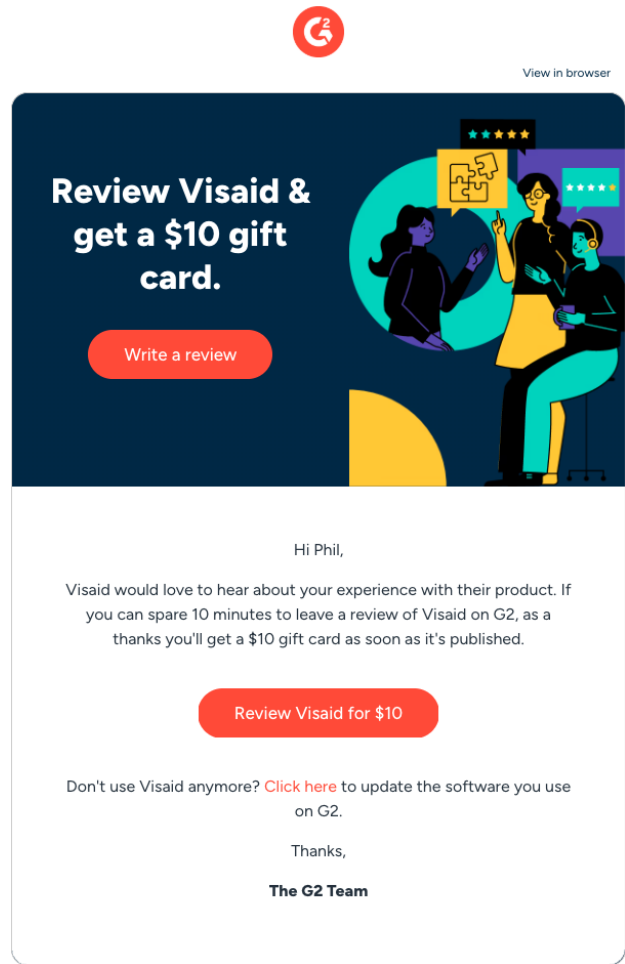
Descriptive link text with visual identifiers

Left-aligned text blocks - not justified

Min. font size of 16px

Plain, direct language in digestible sentences

Appropriate alt text for image type



# Audit the **objective** elements first

Contrast ratio must be at least 4.5:1 or 3:1 for large text

Descriptive link text with visual identifiers

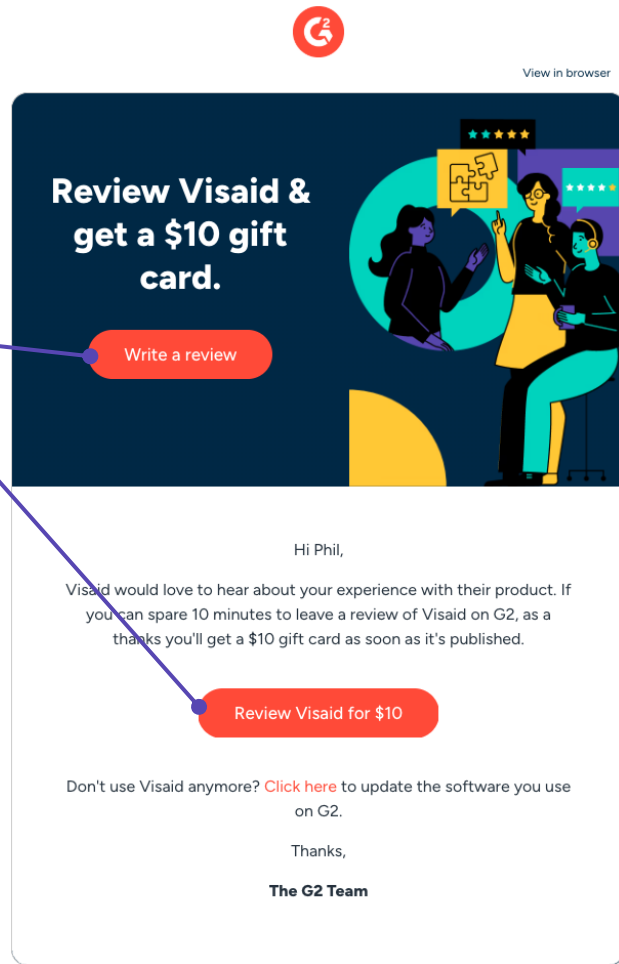
Left-aligned text blocks - not justified

Min. font size of 16px

Plain, direct language in digestible sentences

Appropriate alt text for image type

"Rorange" CTA colour contrast: 3.36:1



# Audit the **objective** elements first

Contrast ratio must be at least 4.5:1 or 3:1 for large text

Descriptive link text with visual identifiers

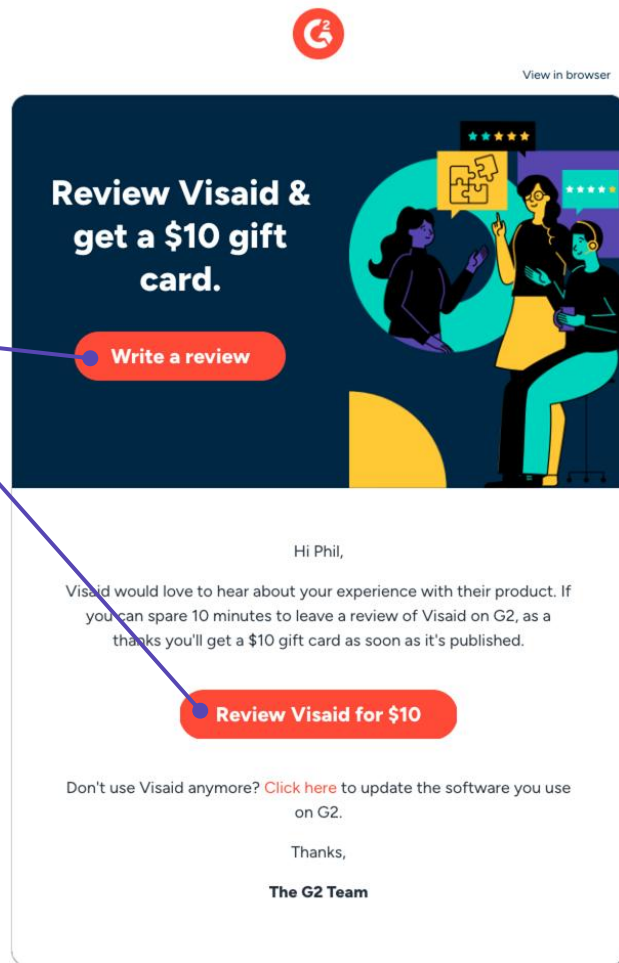
Left-aligned text blocks - not justified

Min. font size of 16px

Plain, direct language in digestible sentences

Appropriate alt text for image type

"Rorange" CTA colour contrast: 3.36:1



# Audit the **objective** elements first

Contrast ratio must be at least 4.5:1 or 3:1 for large text

Descriptive link text with visual identifiers

Left-aligned text blocks - not justified

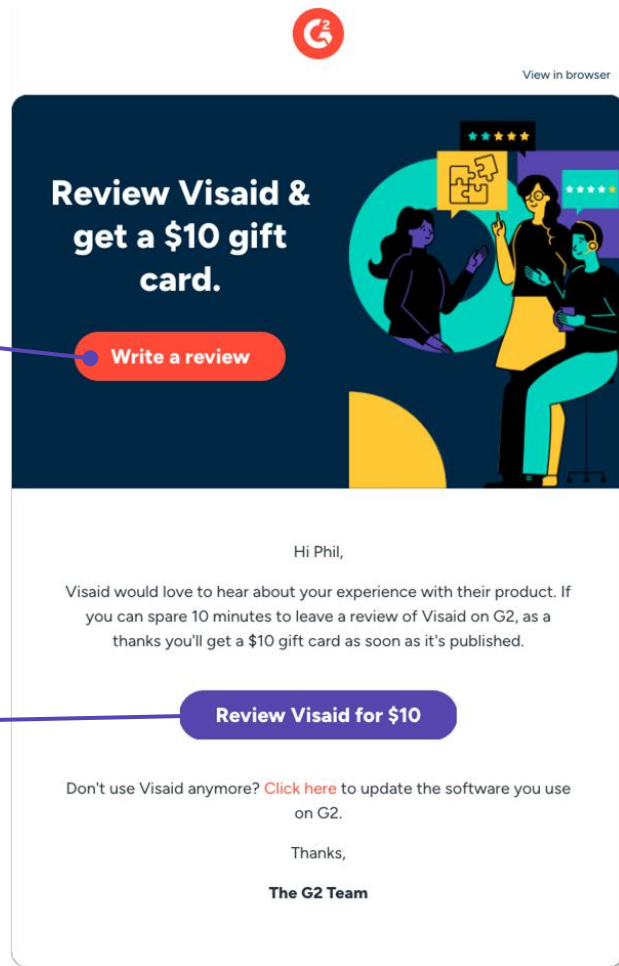
Min. font size of 16px

Plain, direct language in digestible sentences

Appropriate alt text for image type

"Rorange" CTA colour contrast: 3.36:1

Purple CTA colour contrast: 7.26:1



# Audit the **objective** elements first

Contrast ratio must be at least 4.5:1 or 3:1 for large text

Descriptive link text with visual identifiers

Left-aligned text blocks - not justified

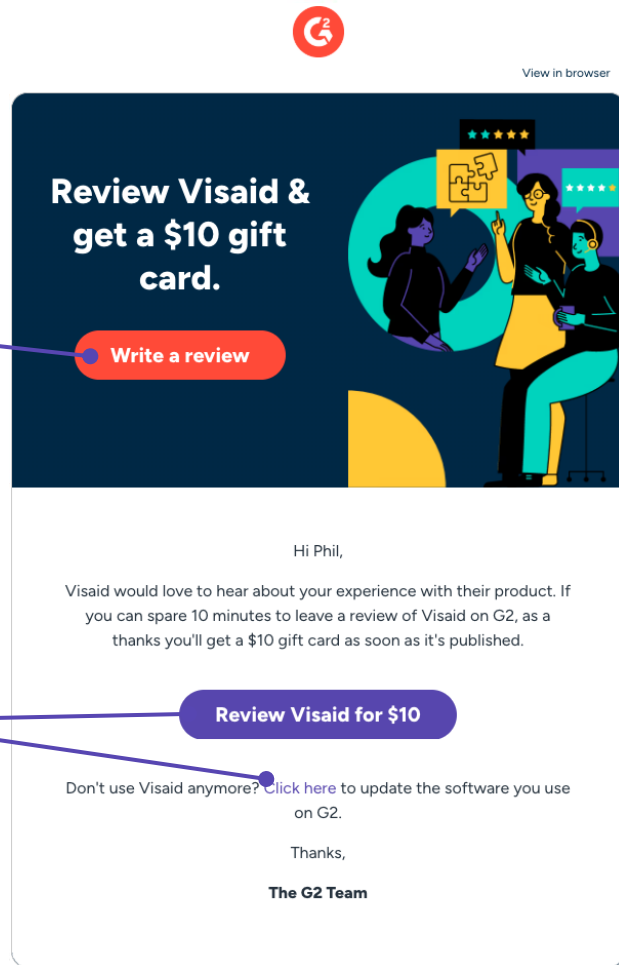
Min. font size of 16px

Plain, direct language in digestible sentences

Appropriate alt text for image type

"Rorange" CTA colour contrast: 3.36:1

Purple CTA & link text colour contrast: 7.26:1



# Audit the **objective** elements first

Contrast ratio must be at least 4.5:1 or 3:1 for large text

Descriptive link text with visual identifiers

Left-aligned text blocks - not justified

Min. font size of 16px

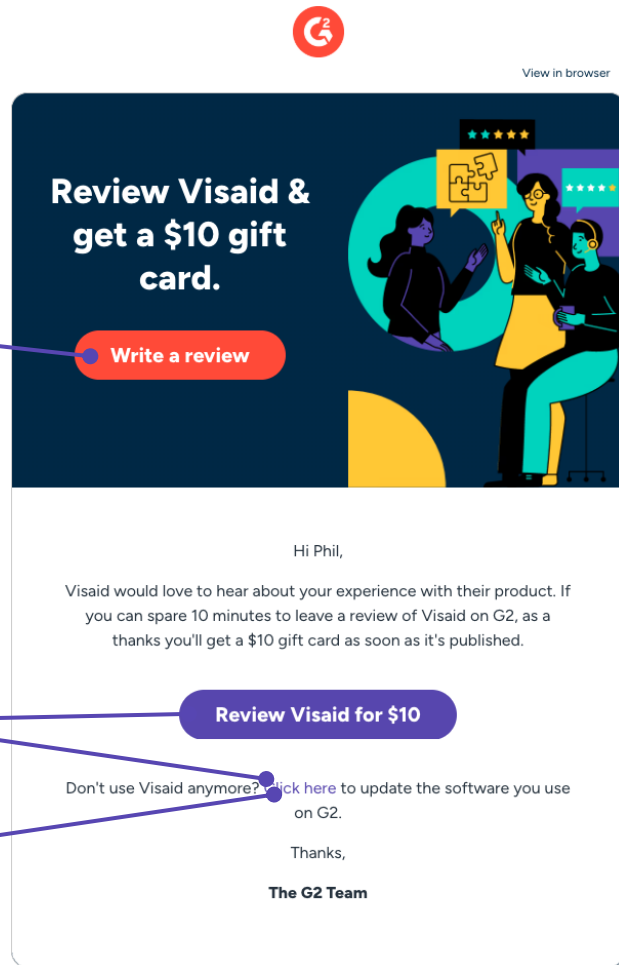
Plain, direct language in digestible sentences

Appropriate alt text for image type

"Rorange" CTA colour contrast: 3.36:1

Purple CTA & link text colour contrast: 7.26:1

No visual IDs



# Audit the **objective** elements first

Contrast ratio must be at least 4.5:1 or 3:1 for large text

Descriptive link text with visual identifiers

Left-aligned text blocks - not justified

Min. font size of 16px

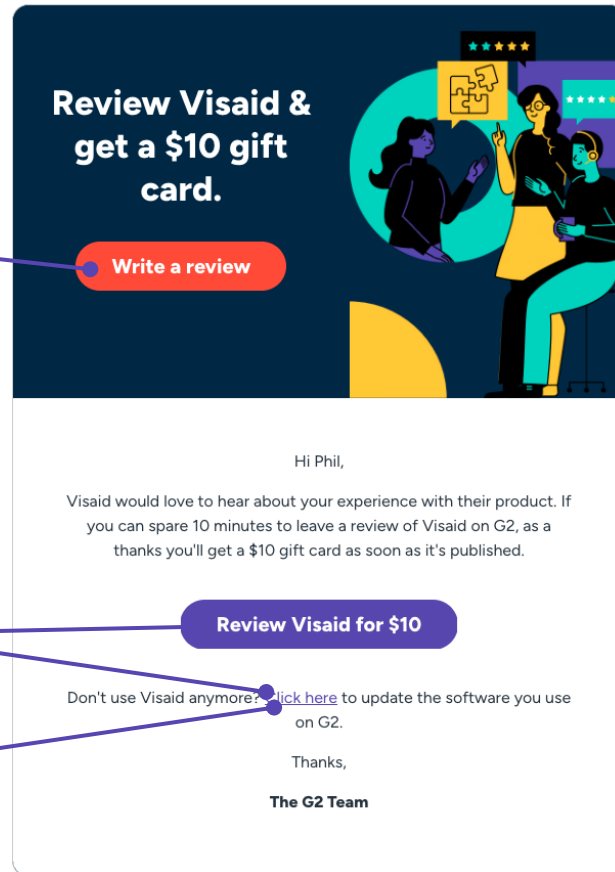
Plain, direct language in digestible sentences

Appropriate alt text for image type

"Rorange" CTA colour contrast: 3.36:1

Purple CTA & link text colour contrast: 7.26:1

Visual IDs





# Audit the **objective** elements first

Contrast ratio must be at least 4.5:1 or 3:1 for large text

Descriptive link text with visual identifiers

Left-aligned text blocks - not justified

Min. font size of 16px

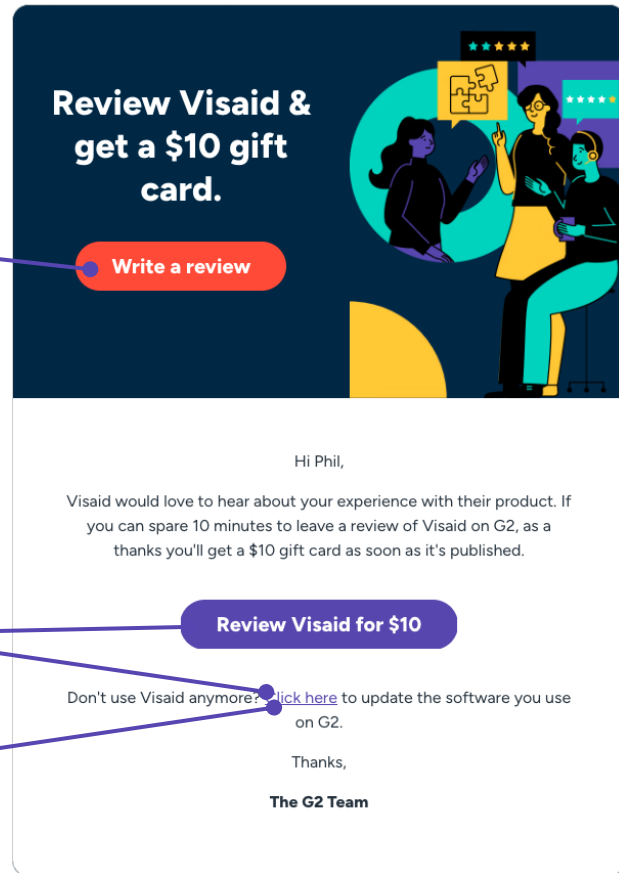
Plain, direct language in digestible sentences

Appropriate alt text for image type

"Rorange" CTA colour contrast: 3.36:1

Purple CTA & link text colour contrast: 7.26:1

Visual IDs with non-descriptive link text



# Audit the **objective** elements first

Contrast ratio must be at least 4.5:1 or 3:1 for large text

Descriptive link text with visual identifiers

Left-aligned text blocks - not justified

Min. font size of 16px

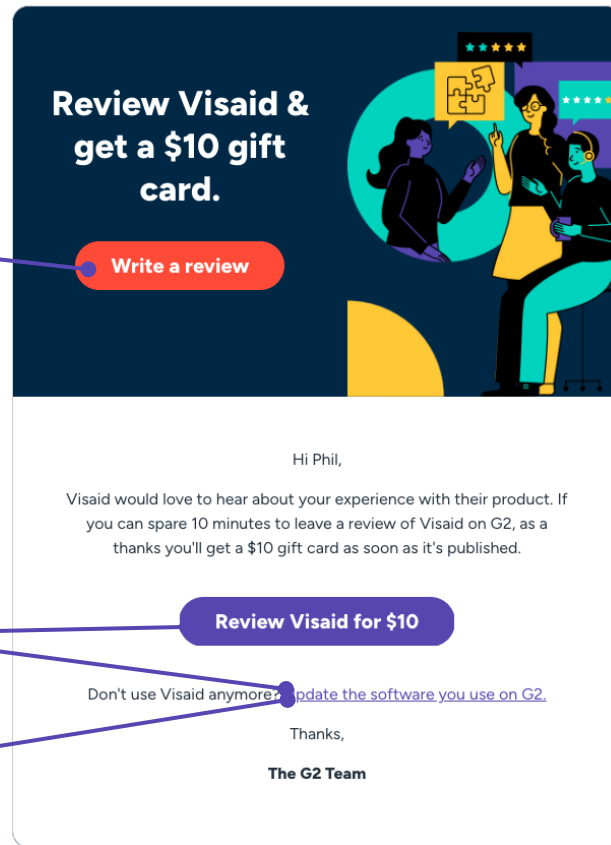
Plain, direct language in digestible sentences

Appropriate alt text for image type

"Rorange" CTA colour contrast: 3.36:1

Purple CTA & link text colour contrast: 7.26:1

Visual IDs with descriptive link text



# Audit the **objective** elements first

Contrast ratio must be at least 4.5:1 or 3:1 for large text

Descriptive link text with visual identifiers

Left-aligned text blocks - not justified

Min. font size of 16px

Plain, direct language in digestible sentences

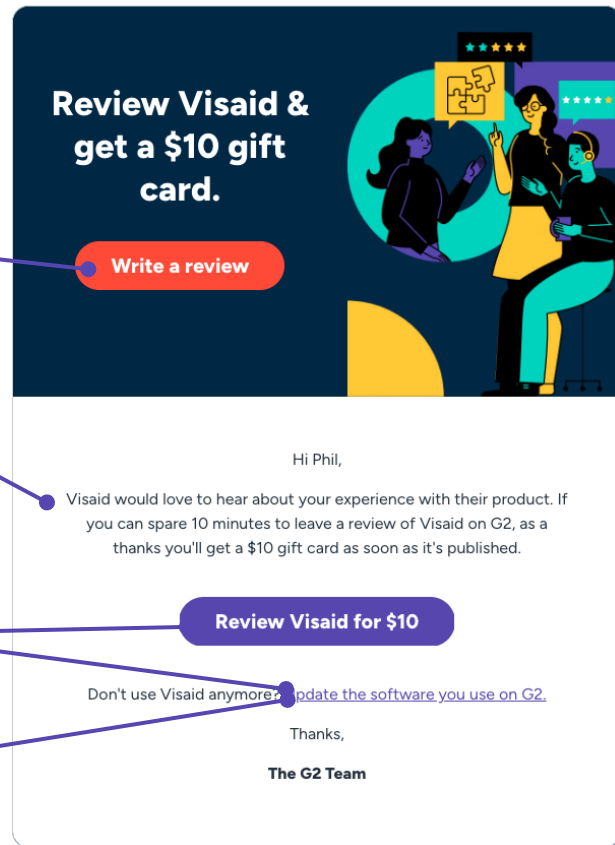
Appropriate alt text for image type

"Rorange" CTA colour contrast: 3.36:1

Centre-aligned text

Purple CTA & link text colour contrast: 7.26:1

Visual IDs with descriptive link text



# Audit the **objective** elements first



[View in browser](#)

Contrast ratio must be at least 4.5:1 or 3:1 for large text

Descriptive link text with visual identifiers

Left-aligned text blocks - not justified

Min. font size of 16px

Plain, direct language in digestible sentences

Appropriate alt text for image type

"Rorange" CTA colour contrast: 3.36:1

Left-aligned text

Purple CTA & link text colour contrast: 7.26:1

Visual IDs with descriptive link text

Review Visaid & get a \$10 gift card.

Write a review

Hi Phil,

Visaid would love to hear about your experience with their product. If you can spare 10 minutes to leave a review of Visaid on G2, as a thanks you'll get a \$10 gift card as soon as it's published.

Review Visaid for \$10

Don't use Visaid anymore? [Update the software you use on G2.](#)

Thanks,

The G2 Team



# Audit the **objective** elements first

Contrast ratio must be at least 4.5:1 or 3:1 for large text

Descriptive link text with visual identifiers

Left-aligned text blocks - not justified

Min. font size of 16px

Plain, direct language in digestible sentences

Appropriate alt text for image type

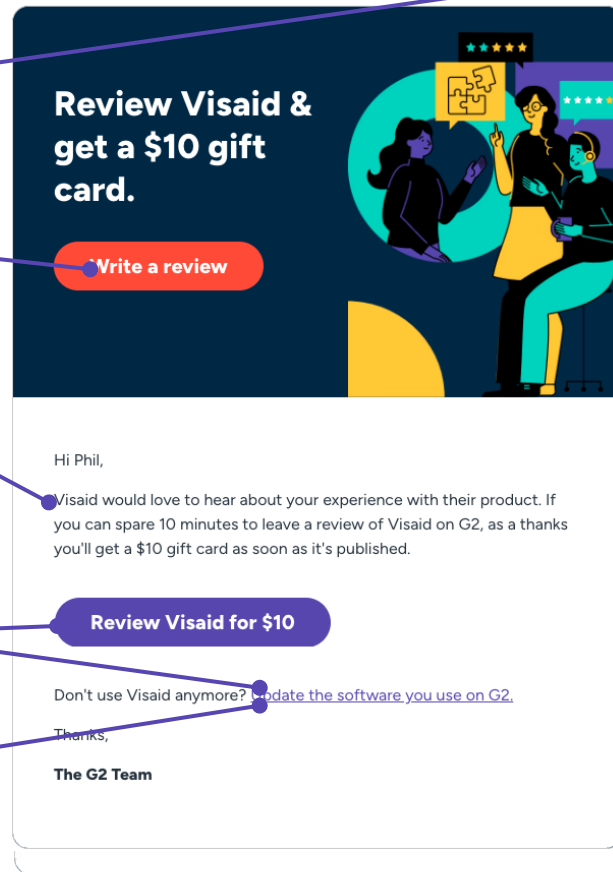
Font size too small at 12px

"Rorange" CTA colour contrast: 3.36:1

Left-aligned text

Purple CTA & link text colour contrast: 7.26:1

Visual IDs with descriptive link text



# Audit the **objective** elements first

Contrast ratio must be at least 4.5:1 or 3:1 for large text

Descriptive link text with visual identifiers

Left-aligned text blocks - not justified

Min. font size of 16px

Plain, direct language in digestible sentences

Appropriate alt text for image type

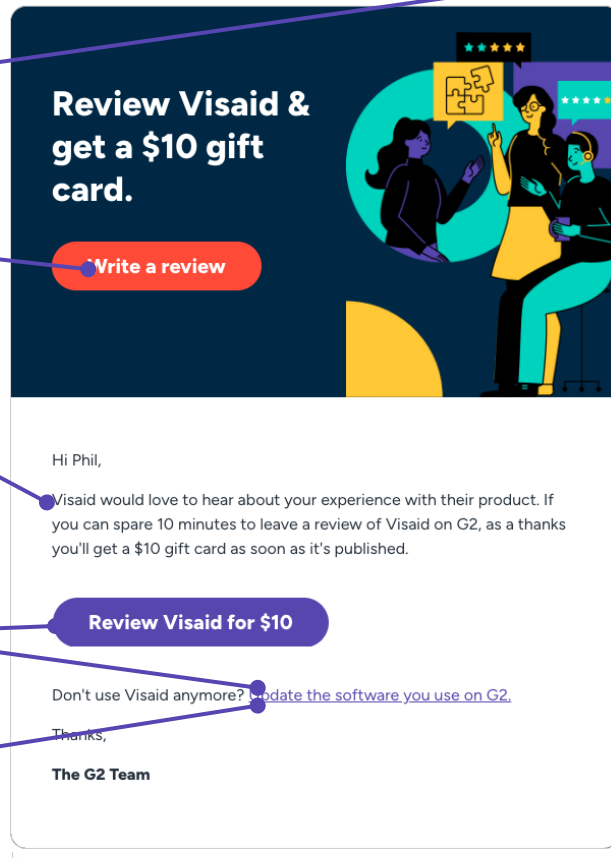
Font size 16px minimum

"Rorange" CTA colour contrast: 3.36:1

Left-aligned text

Purple CTA & link text colour contrast: 7.26:1

Visual IDs with descriptive link text



# Move to the **subjective** elements

Contrast ratio must be at least 4.5:1 or 3:1 for large text

Descriptive link text with visual identifiers

Left-aligned text blocks - not justified

Min. font size of 16px

Plain, direct language in digestible sentences

Appropriate alt text for image type

Font size 16px minimum

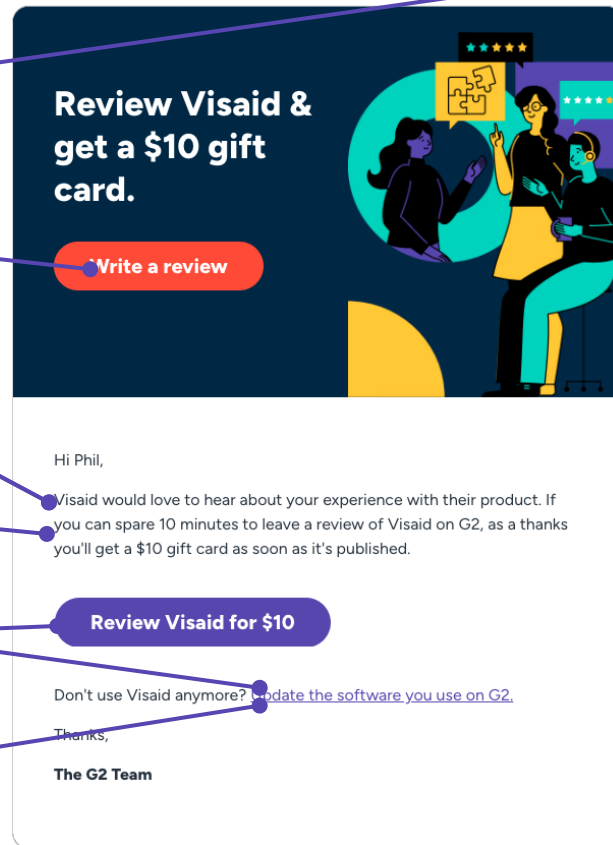
"Rorange" CTA colour contrast: 3.36:1

Left-aligned text

Flesch Kincaid Calculator score: 70

Purple CTA & link text colour contrast: 7.26:1

Visual IDs with descriptive link text



# Move to the **subjective** elements

Contrast ratio must be at least 4.5:1 or 3:1 for large text

Descriptive link text with visual identifiers

Left-aligned text blocks - not justified

Min. font size of 16px

Plain, direct language in digestible sentences

Appropriate alt text for image type

Font size 16px minimum

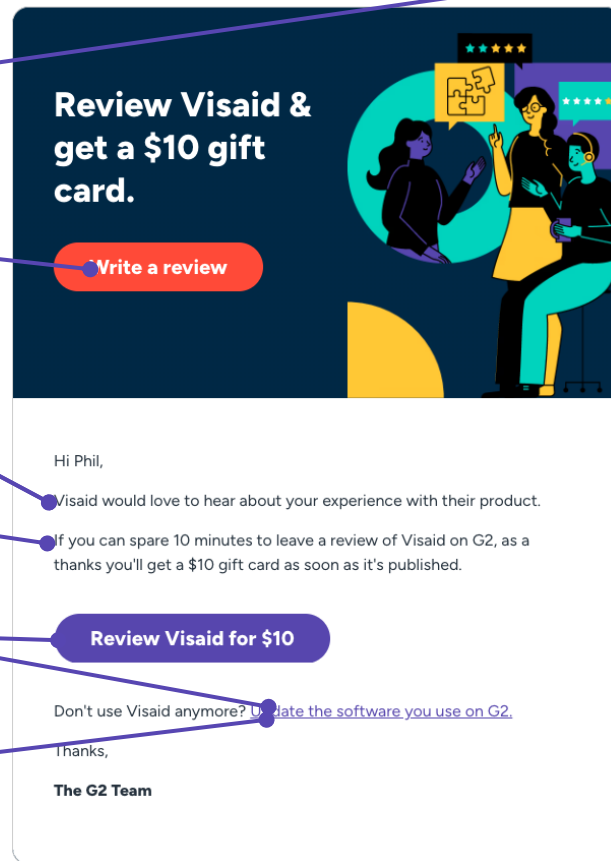
"Rorange" CTA colour contrast: 3.36:1

Left-aligned text

Flesch Kincaid Calculator score: 70

Purple CTA & link text colour contrast: 7.26:1

Visual IDs with descriptive link text





# Images require careful consideration

## Image types

### Text

Describes or conveys the message or action the user should take

### Functional

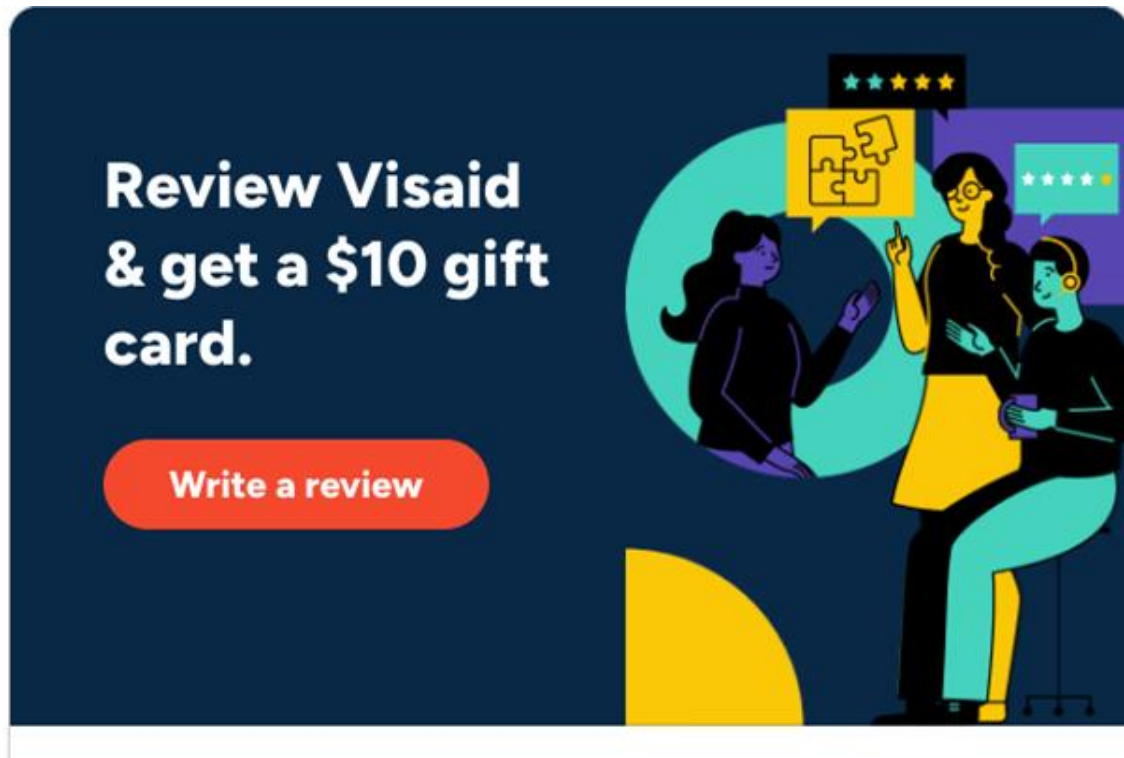
Wrapped in a link

### Informative

Adds information or context that's not in the body of the email

### Decorative

Without it all message context, understanding, and actions are upheld



# Move to the subjective elements

Contrast ratio must be at least 4.5:1 or 3:1 for large text

Descriptive link text with visual identifiers

Left-aligned text blocks - not justified

Min. font size of 16px

Plain, direct language in digestible sentences

Appropriate alt text for image type

Font size 16px minimum

Decorative image - no alt text needed

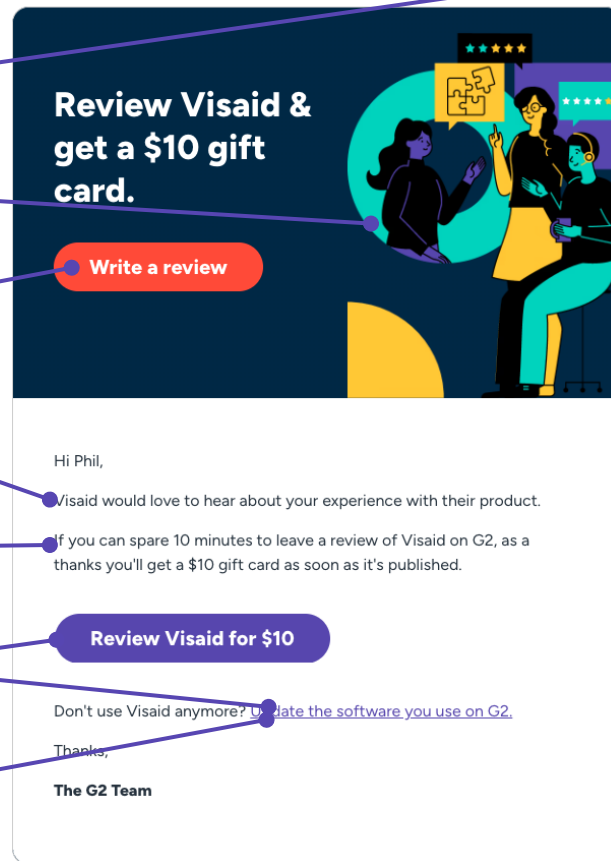
"Rorange" CTA colour contrast: 3.36:1

Left-aligned text

Flesch Kincaid Calculator score: 70

Purple CTA & link text colour contrast: 7.26:1

Visual IDs with descriptive link text



# Don't forget about **Dark Mode!**

Contrast ratio must be at least 4.5:1 or 3:1 for large text

Descriptive link text with visual identifiers

Left-aligned text blocks - not justified

Min. font size of 16px

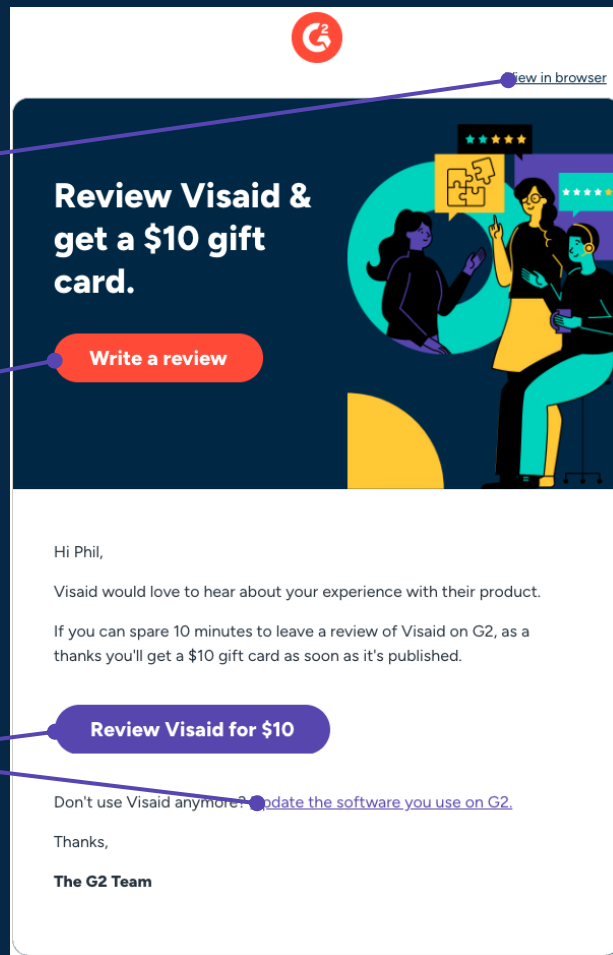
Plain, direct language in digestible sentences

Appropriate alt text for image type

Purple link text colour contrast: 7.26:1

"Rorange" CTA colour contrast: 3.36:1

Purple CTA & link text colour contrast: 7.26:1



# Don't forget about **Dark Mode!**

Contrast ratio must be at least 4.5:1 or 3:1 for large text

Descriptive link text with visual identifiers

Left-aligned text blocks - not justified

Min. font size of 16px

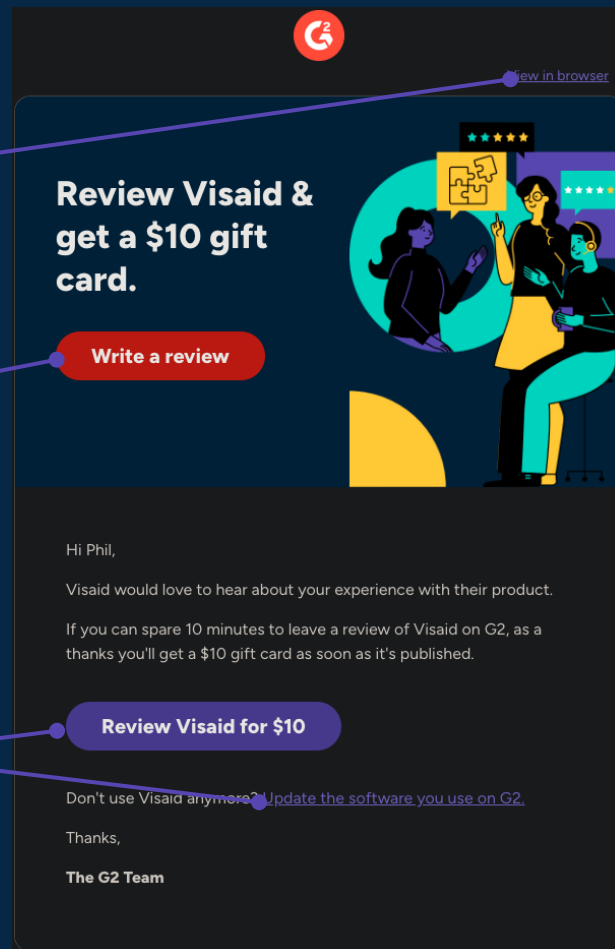
Plain, direct language in digestible sentences

Appropriate alt text for image type

Purple link text colour contrast: 2.19:1

"Rorange" CTA colour contrast: 2.38:1

Purple CTA & link text colour contrast: 2.19:1



# Don't forget about **Dark Mode!**

Contrast ratio must be at least 4.5:1 or 3:1 for large text

Descriptive link text with visual identifiers

Left-aligned text blocks - not justified

Min. font size of 16px

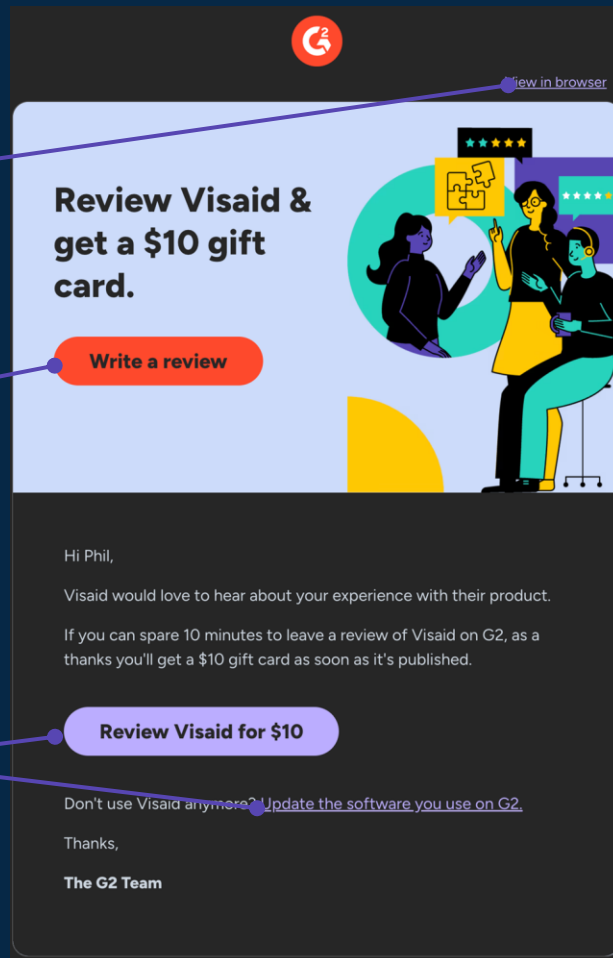
Plain, direct language in digestible sentences

Appropriate alt text for image type

Purple link text colour contrast: 10.94:1

"Rorange" CTA colour contrast: 2.43:1

Purple CTA & link text colour contrast: 10.94:1



# Don't forget about **Dark Mode!**

Contrast ratio must be at least 4.5:1 or 3:1 for large text

Descriptive link text with visual identifiers

Left-aligned text blocks - not justified

Min. font size of 16px

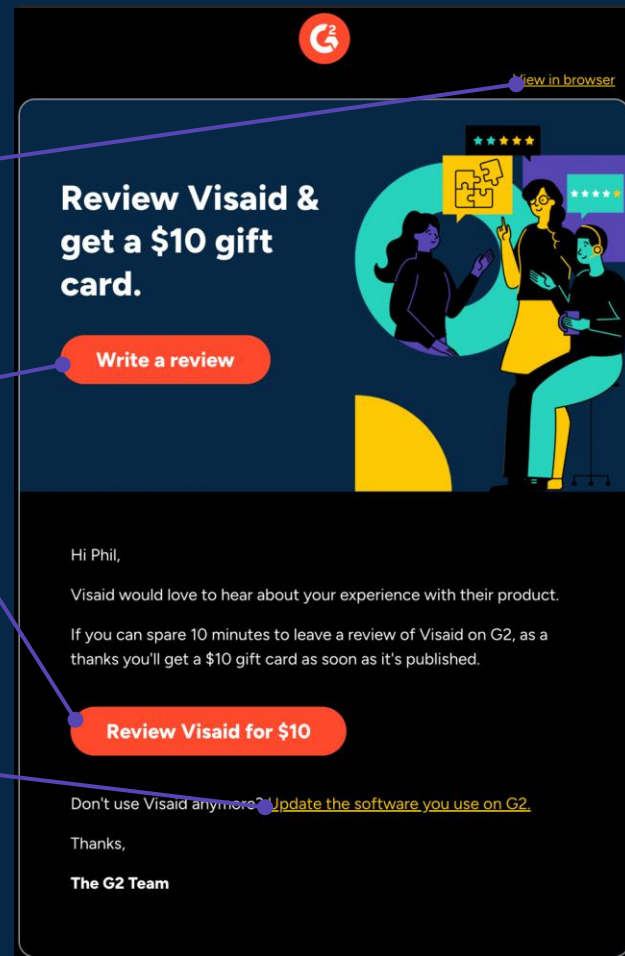
Plain, direct language in digestible sentences

Appropriate alt text for image type

Yellow link text colour  
contrast: 13.51:1

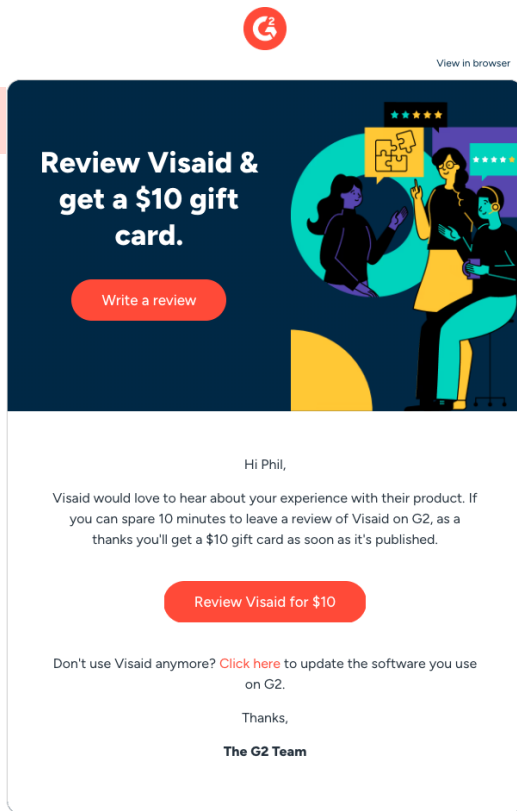
"Rorange" CTA colour  
contrast: 3.36:1

Yellow link text colour  
contrast: 13.51:1

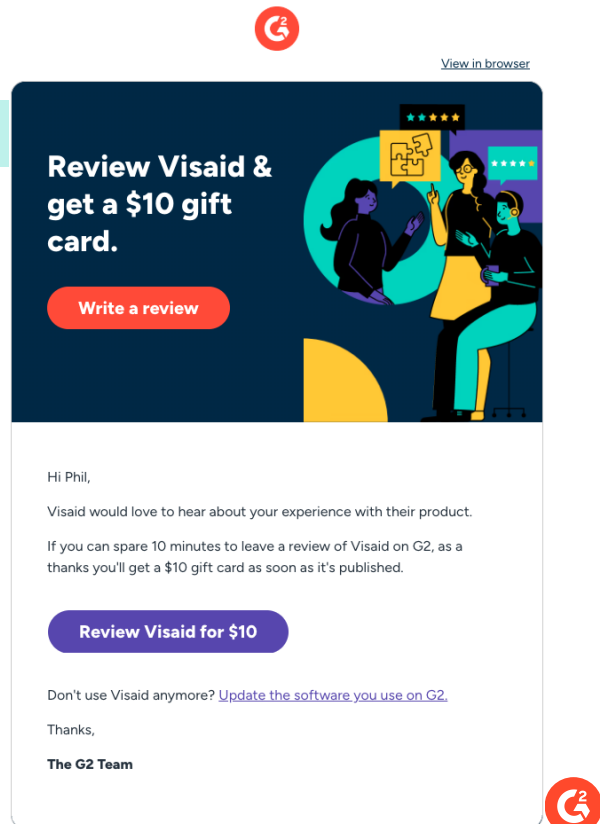



# Accessibility ~~compromises~~ **compliments** good design

## Non-compliant



## Compliant





# G2's email development audit summary



```
1 <!DOCTYPE html PUBLIC "-//W3C//DTD XHTML 1.0 Transitional//EN" "http://www.w3.org/TR/xhtml1/DTD:
2 <html lang="en" dir="ltr" xmlns="http://www.w3.org/1999/xhtml" xmlns:o="urn:schemas-microsoft-
3 <head>
4   <meta http-equiv="Content-Type" content="text/html; charset=utf-8"><!-- Defines Unicod
5   <title>Email from G2</title>
6   <!--[if !mso]><!-->
7   <meta http-equiv="X-UA-Compatible" content="IE=edge"><!--<[endif]><!-- Use the late
8   <meta name="viewport" content="width=device-width, initial-scale=1.0, user-scalable=ye
9   <meta name="x-apple-disable-message-reformatting"><!-- Disables Auto-scaling in iOS 10
10  <meta name="format-detection" content="telephone=no, date=no, address=no, email=no, ur
11  <meta name="color-scheme" content="light dark">
12  <meta name="supported-color-schemes" content="light dark"><!-- Fixing link color for i
13  <!--[if (gte mso 9)|(IE)]><xml>
14    <o:OfficeDocumentSettings>
15      <o:AllowPNG></o:AllowPNG>
16      <o:PixelsPerInch>96</o:PixelsPerInch>
17    </o:OfficeDocumentSettings>
18  </xml><![endif]><!-->
19  <!--[if mso]>
20    <noscript><xml><o:OfficeDocumentSettings><o:PixelsPerInch>96</o:PixelsPerInch></o:OfficeDo
21  <![endif]><!-->
22    <!--[if (gte mso 9)|(IE)]>
23    <style type="text/css">
24      table {border-collapse:collapse; mso-table-lspace:0pt!important; mso-table-rspace:0pt!
25      a,span,td,th,strong,div {font-family:Figtree,'Helvetica'Open Sans',Arial,sans-serif!im
26      div, td {padding:0;}
```



# Level AA key coding considerations



- 1 Do not build all-image emails
- 2 Include a `<title>` element to introduce your email and aid in navigation  
Include `"dir"` and `"lang"` attributes so screen readers know the language and read direction
- 3 Tables used for formatting should have a `"role"` attribute set to `"presentation"` or `"none"`
- 4 Use semantic HTML and include a level 1 heading
- 5

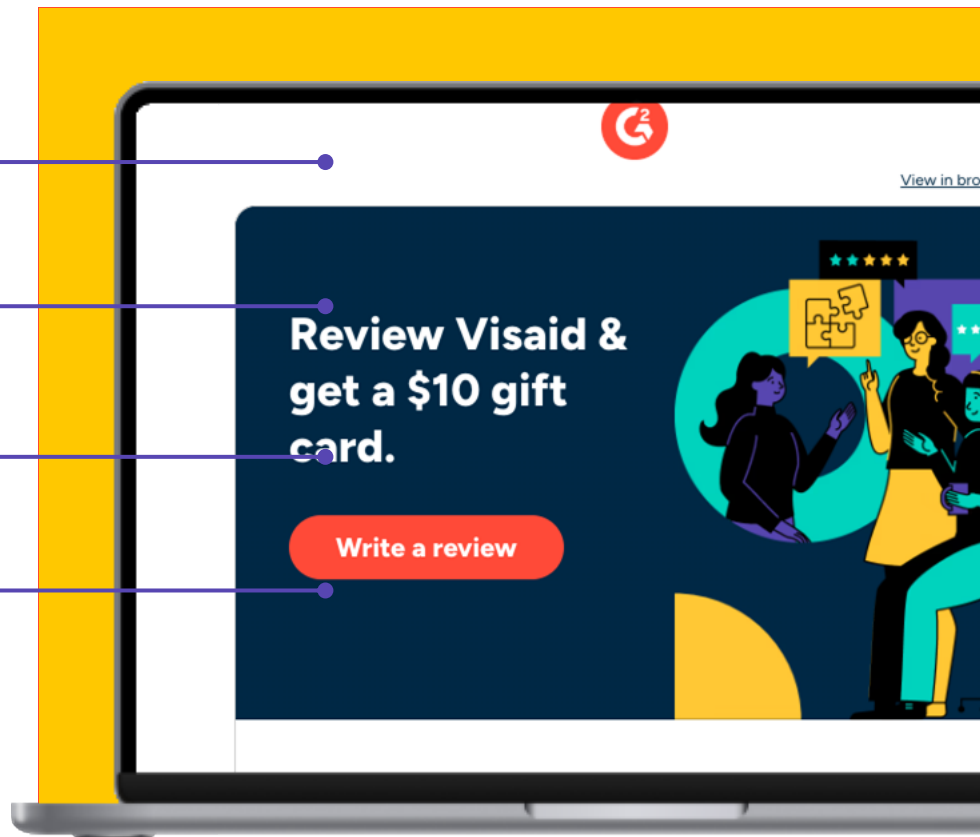
# 1. **Do not** build all-image emails

Not navigable for screen readers

Font size can't be zoomed in by the visually-impaired

Voice assistants skip alt text and images

Can't be translated into different languages



# 1. **Do not** build all-image emails

**Not navigable for screen readers**

**Font size can't be zoomed in by the visually-impaired**

**Voice assistants skip alt text and images**

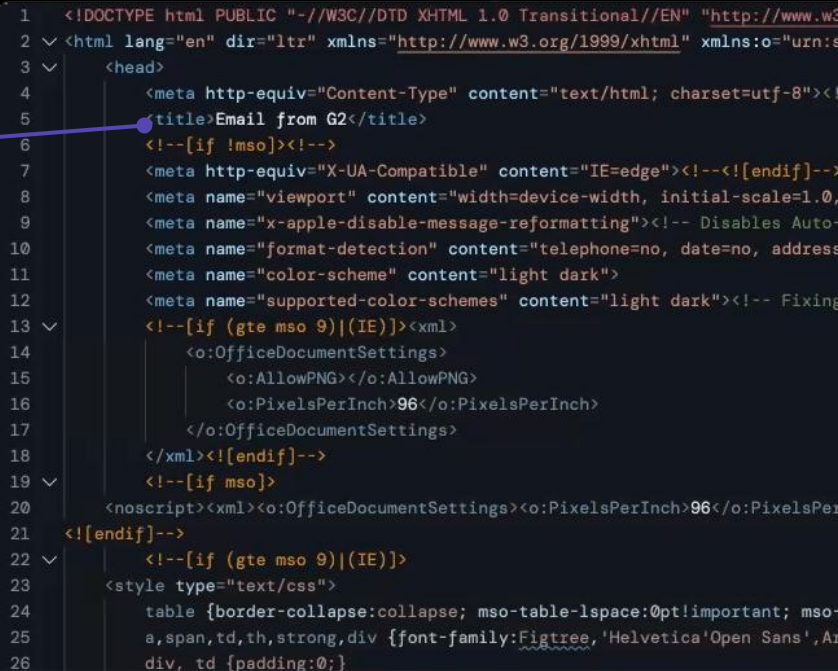
**Can't be translated into different languages**

**Image blockers can stop your email displaying at all**



## 2. Include a **<title>** element to introduce your email

Giving your email a title gives you the opportunity to introduce your email to those who use screen readers and other assistive technologies



```
1 <!DOCTYPE html PUBLIC "-//W3C//DTD XHTML 1.0 Transitional//EN" "http://www.w3.org/1999/xhtml">
2 <html lang="en" dir="ltr" xmlns="http://www.w3.org/1999/xhtml" xmlns:o="urn:schemas-microsoft-com:office:office">
3 <head>
4 <meta http-equiv="Content-Type" content="text/html; charset=utf-8">
5 <title>Email from G2</title>
6 <!--[if !mso]><!-->
7 <meta http-equiv="X-UA-Compatible" content="IE=edge"><!--<![endif]>-->
8 <meta name="viewport" content="width=device-width, initial-scale=1.0">
9 <meta name="x-apple-disable-message-reformatting"><!-- Disables Auto-
10 <meta name="format-detection" content="telephone=no, date=no, address=
11 <meta name="color-scheme" content="light dark">
12 <meta name="supported-color-schemes" content="light dark"><!-- Fixing
13 <!--[if (gte mso 9)|(IE)]><xml>
14 <o:OfficeDocumentSettings>
15 <o:AllowPNG></o:AllowPNG>
16 <o:PixelsPerInch>96</o:PixelsPerInch>
17 </o:OfficeDocumentSettings>
18 </xml><![endif]>-->
19 <!--[if mso]>
20 <noscript><xml><o:OfficeDocumentSettings><o:PixelsPerInch>96</o:PixelsPerInch>
21 <![endif]>-->
22 <!--[if (gte mso 9)|(IE)]>
23 <style type="text/css">
24 table {border-collapse:collapse; mso-table-lspace:0pt!important; mso-
25 a,span,td,th,strong,div {font-family:Figtree,'Helvetica'Open Sans',Ar
26 div,td {padding:0;}
```

### 3. Include “dir” and “lang” attributes

Adding lang="en" in the opening <html> element helps email clients and assistive technologies understand that the text's language is English

Adding dir="ltr" in the opening <html> element helps email clients and assistive technologies understand that the text should be read left-to-right

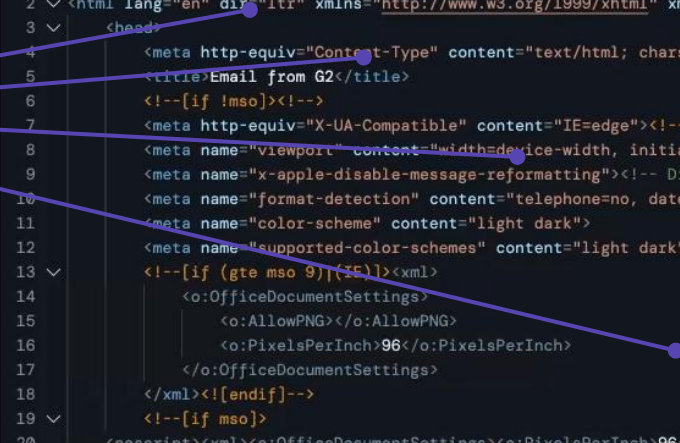
Adding xml:lang="en" in the <body> element covers Outlook

Duplicate these elements in the opening wrapper <div> as email clients often remove the opening <html> tag

```
1 <!DOCTYPE html PUBLIC "-//W3C//DTD XHTML 1.0 Transitional//EN" "http://www.w3.org/
2 <html lang="en" dir="ltr" xmlns="http://www.w3.org/1999/xhtml" xmlns:o="urn:schem
3 <head>
4 <meta http-equiv="Content-Type" content="text/html; charset=utf-8"><!-- De
5 <title>Email from G2</title>
6 <!--[if !mso]><!-->
7 <meta http-equiv="X-UA-Compatible" content="IE=edge"><!--<![endif]><!-->
8 <meta name="viewport" content="width=device-width, initial-scale=1.0, user
9 <meta name="x-apple-disable-message-reformatting"><!-- Disables Auto-scal
10 <meta name="format-detection" content="telephone=no, date=no, address=no,
11 <meta name="color-scheme" content="light dark">
12 <meta name="supported-color-schemes" content="light dark"><!-- Fixing link
13 <!--[if (gte mso 9)|(IE)]><xml>
14 <o:OfficeDocumentSettings>
15 <o:AllowPNG></o:AllowPNG>
16 <o:PixelsPerInch>96</o:PixelsPerInch>
17 </o:OfficeDocumentSettings>
18 </xml><![endif]><!-->
19 <!--[if mso]>
20 <noscript><xml><o:OfficeDocumentSettings><o:PixelsPerInch>96</o:PixelsPerInch>
21 <![endif]><!-->
22 <!--[if (gte mso 9)|(IE)]>
23 <style type="text/css">
24 table {border-collapse:collapse; mso-table-lspace:0pt!important; mso-table
25 a,span,td,th,strong,div {font-family:Figtree,'Helvetica'Open Sans',Arial,
26 div, td {padding:0;}
27 div {margin:0 !important;}
28 </style>
```

## 4. Add role="presentation" or role="none" to tables

Use role="presentation" or role="none" on  
<table> elements used for layout to  
prevent screen readers from reading them  
aloud



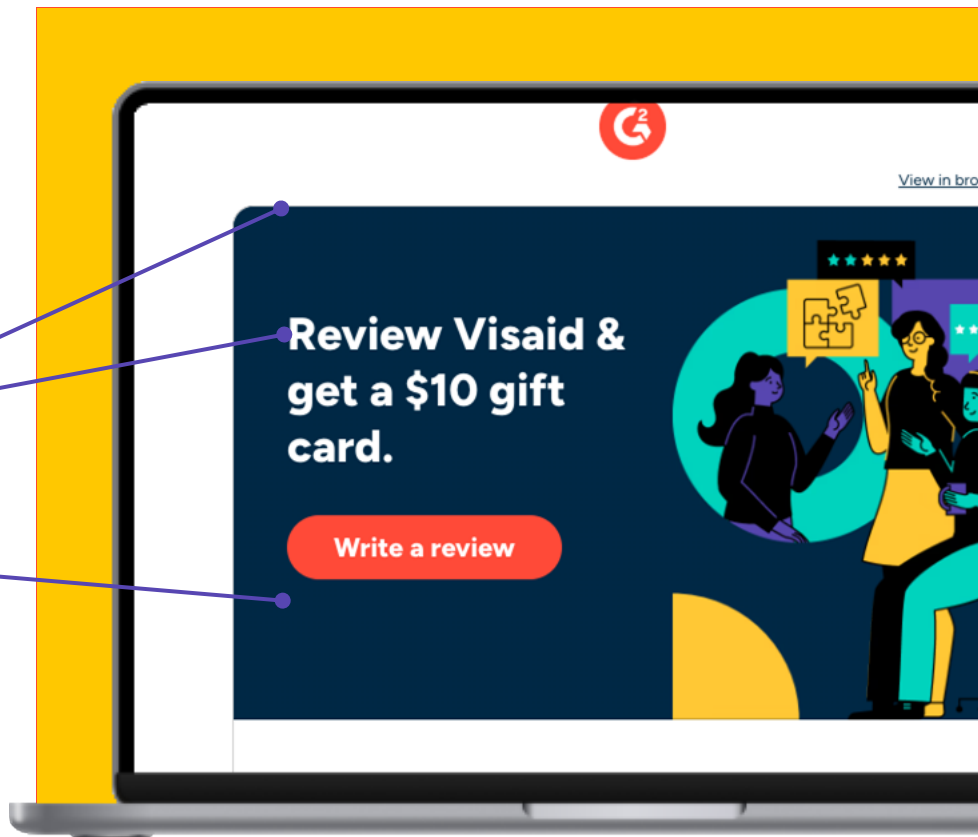
```
1 <!DOCTYPE html PUBLIC "-//W3C//DTD XHTML 1.0 Transitional//EN" "http://www.w3.org/
2 <html lang="en" dir="ltr" xmlns="http://www.w3.org/1999/xhtml" xmlns:o="urn:schem
3 <head>
4 <meta http-equiv="Content-Type" content="text/html; charset=utf-8"><!-- De
5 <title>Email from G2</title>
6 <!--[if !mso]><!-->
7 <meta http-equiv="X-UA-Compatible" content="IE=edge"><!--<![endif]><!-->
8 <meta name="viewport" content="width=device-width, initial-scale=1.0, user
9 <meta name="x-apple-disable-message-reformatting"><!-- Disables Auto-scal
10 <meta name="format-detection" content="telephone=no, date=no, address=no,
11 <meta name="color-scheme" content="light dark">
12 <meta name="supported-color-schemes" content="light dark"><!-- Fixing link
13 <!--[if (gte mso 9)|(IE)]><xml>
14 <o:OfficeDocumentSettings>
15 <o:AllowPNG></o:AllowPNG>
16 <o:PixelsPerInch>96</o:PixelsPerInch>
17 </o:OfficeDocumentSettings>
18 </xml><![endif]><!-->
19 <!--[if mso]>
20 <noscript><xml><o:OfficeDocumentSettings><o:PixelsPerInch>96</o:PixelsPerInch>
21 <![endif]><!-->
22 <!--[if (gte mso 9)|(IE)]>
23 <style type="text/css">
24 table {border-collapse:collapse; mso-table-lspace:0pt!important; mso-table
25 a,span,td,th,strong,div {font-family:Figtree,'Helvetica'Open Sans',Arial,s
26 div,td {padding:0;}
27 div {margin:0 !important;}
28 </style>
```

## 5. Use **semantic HTML** & include a **level 1 heading**

Semantic HTML gives structure and meaning to content, helping screen readers and assistive technologies interpret emails correctly

All emails *should* include a level 1 heading, identified by a `<h1>` tag

All paragraph text should be encased in `<p>` tags






How can **you** build accessible  
emails and prepare for EAA?



# Accessible email **workflow**



## 1. Audit your current email templates

Start with your highest-touch emails, and apply accessible design rules to build (or amend) your brand guidelines

## 2. Build accessibility testing into your QA process

Adopt an accessibility testing tool, and identify and define where this testing will take place in your email design & development process

## 3. Subscribe to accessibility resources

Ensure you remain compliant by keeping updated with the latest in accessible design and development

# Accessibility resources

Evaluation solutions	Guidelines & best practices	Blogs & news	Other tools
<a href="https://accessible-email.org">accessible-email.org</a> (free)	<a href="https://www.w3.org/WAI/standards-guidelines/wcag/">WCAG</a>	<a href="https://www.email-markup.com/">Email Markup Consortium</a>	<a href="https://webaim.org/contrast/">WebAim contrast checker</a>
<a href="https://litmus.com/">Litmus</a> (freemium)	<a href="https://goodemailcode.com/">goodemailcode.com</a>	<a href="https://litmus.com/">Litmus</a>	<a href="https://www.flesch-kincaid.com/">Flesch-Kincaid calculator</a>
<a href="https://achecker.com/">Achecker</a> (free)	<a href="https://litmus.com/blog/litmus-accessibility-guide-2025">Litmus' Accessibility Guide 2025</a>	<a href="https://a11y.email">a11y.email</a>	<a href="#">Email accessibility checklist 1</a>
<a href="https://parcel.email/">Parcel</a> (freemium)	<a href="#">EAA compliance checklist</a>	<a href="#">Email on Acid</a>	<a href="#">Email accessibility checklist 2</a>
<a href="#">Email on Acid</a> (paid)			<a href="#">Is it B1</a>

Download sheet here 



//

**Accessibility isn't just about compliance and revenue - it's about connection. The EAA makes it urgent, empathy makes it essential.**

//

